


도형

※ 아래에서 도형의 번호를 찾아 쓰세요.

삼각형	_____	마름모	_____	정육면체	_____
직사각형	_____	평행선	_____	삼각뿔	_____
정사각형	_____	직각	_____		
원	_____	구	_____		

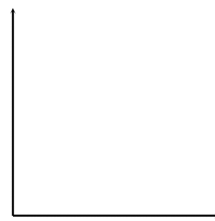
①




②



③



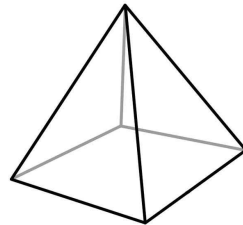
④



⑤



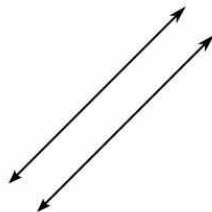
⑥



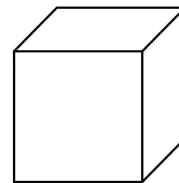
⑦



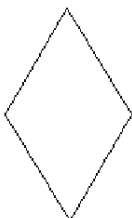
⑧



⑨



⑩



답

삼각형	<u>4</u>
직사각형	<u>7</u>
정사각형	<u>5</u>
원	<u>1</u>
마름모	<u>10</u>
평행선	<u>8</u>
직각	<u>3</u>
구	<u>2</u>
정육면체	<u>9</u>
삼각뿔	<u>6</u>